FJORD™ ©2010 Confidential

Flickr Windows Phone

Panorama

Signed In Member: No Activity
UED#s W1.1, W2.1, W3.1, W4

Settings button displays on first pane only. Upload button shows on all panes.

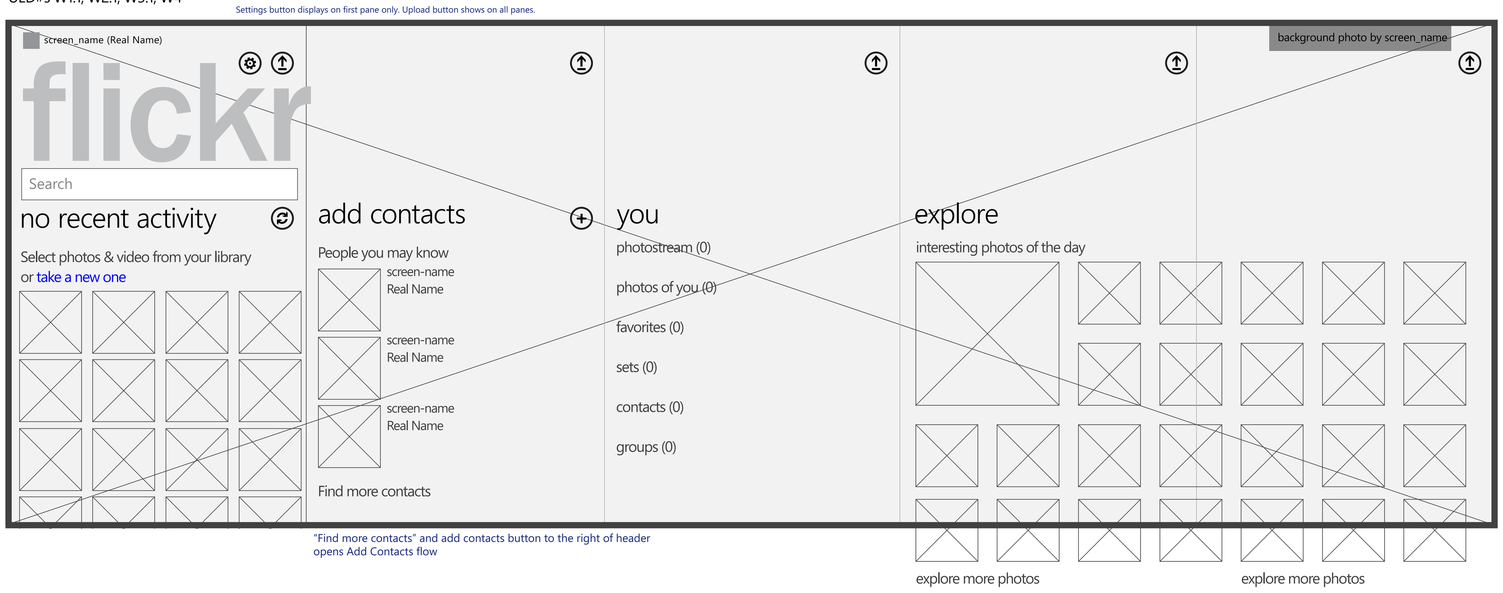

Refresh button (reloads 1st 3 panes; only shows on recent activity)

Tapping thumbnail opens upload screen

"Find more contacts" and add contacts button to the right of header opens Add Contacts flow

tapping button links to Profile Pivot of member who took the background phtoto.

Both "explore" header and "more" buttons at the bottom of both panes link to Explore Pivot

Signed In Member: Activity
UED#s W1, W2, W3, W4

Settings button displays on first pane only. Upload button shows on all panes.

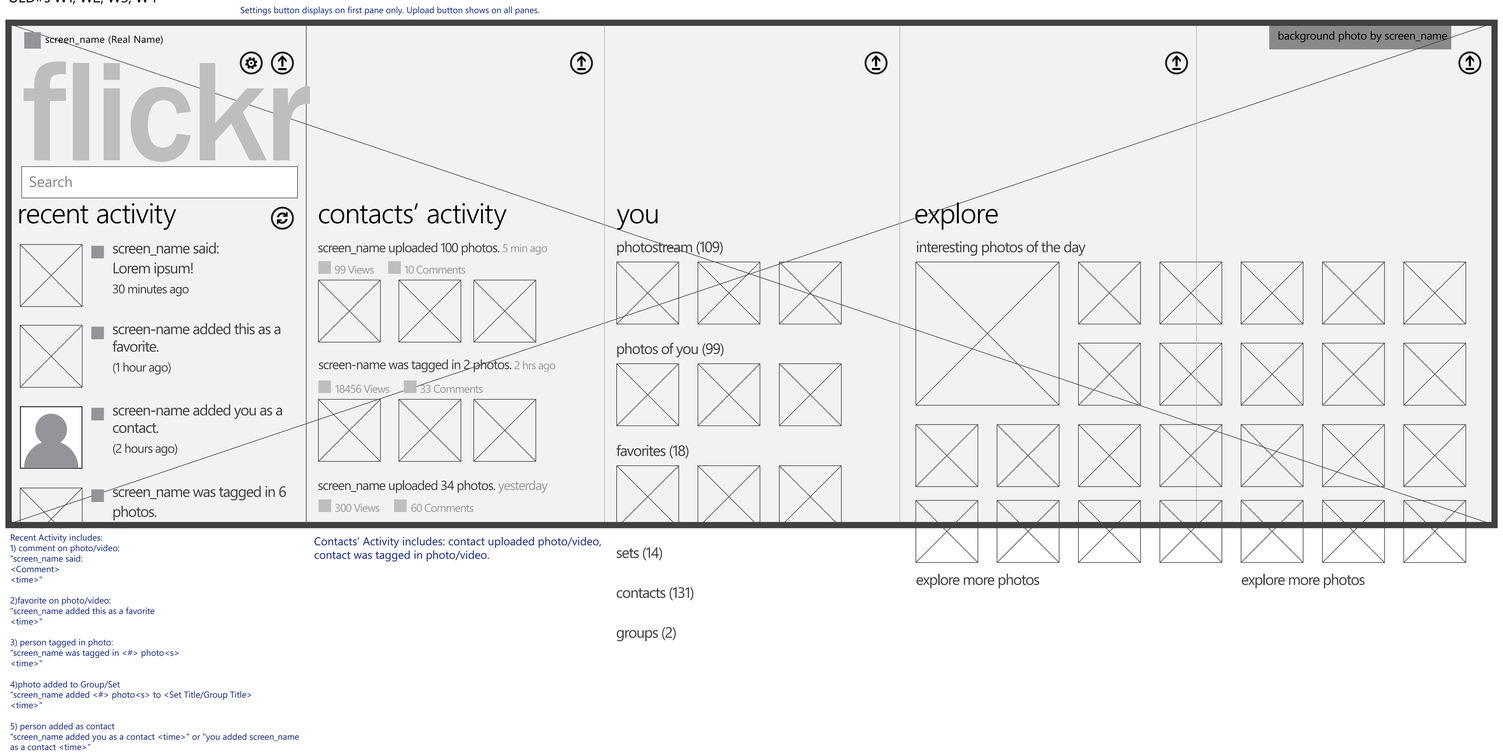

Refresh button (reloads 1st 3 panes with latest activity; button only shows on recent activity)

Recent Activity includes:
1) comment on photo/video:
"screen_name said:
<Comment>
<time>"

2)favorite on photo/video:
"screen_name added this as a favorite
<time>"

3) person tagged in photo:
"screen_name was tagged in <#> photo<s>
<time>"

4)photo added to Group/Set
"screen_name added <#> photo<s> to <Set Title/Group Title>
<time>"

5) person added as contact
"screen_name added you as a contact <time>" or "you added screen_name as a contact <time>"

Contacts' Activity includes: contact uploaded photo/video, contact was tagged in photo/video.

tapping button links to Profile Pivot of member who took the background phtoto.

Both "explore" header and "more" buttons at the bottom of both panes link to Explore Pivot

Signed Out
UED#s W5, W6, W7, W8, W9

Settings button displays on first pane only. Upload button shows on all panes.

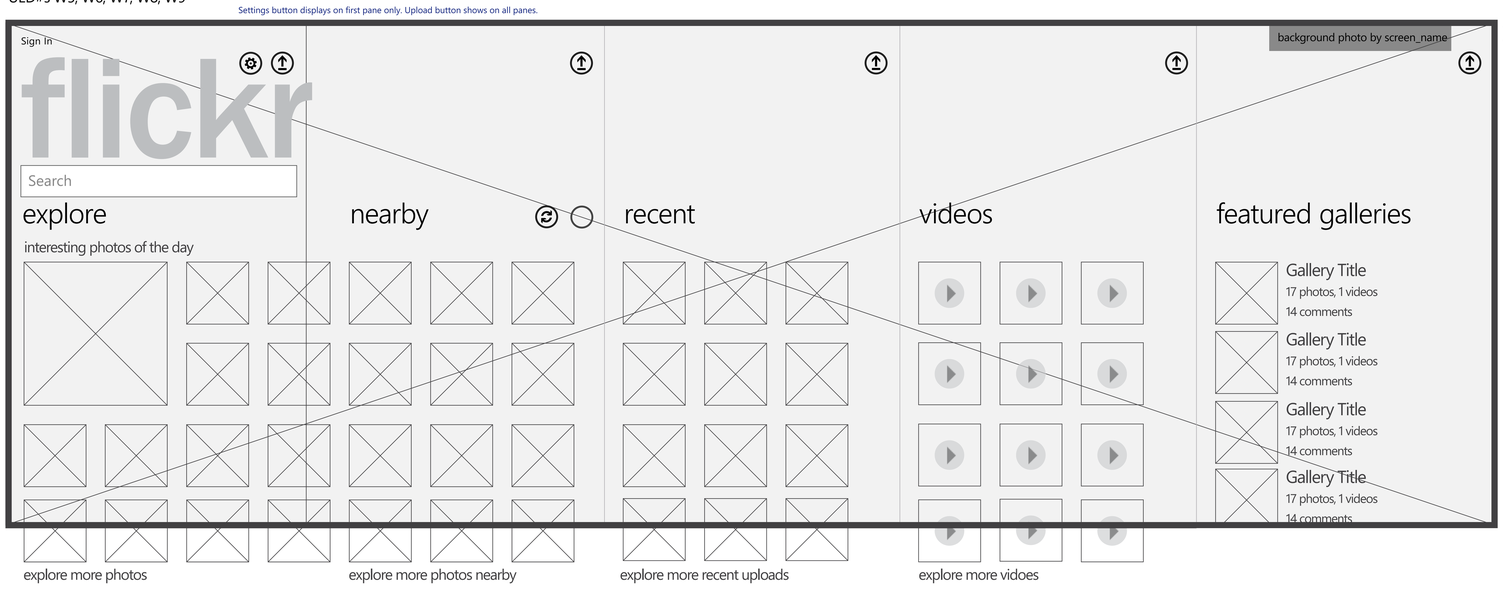

tapping button links to Profile Pivot of member who took the background phtoto.

Headers and "more" buttons at the bottom of the panes link to their corresponding Explore Pivot pane for Interesting, Nearby, Recent, or Videos.

Nearby pane buttons refresh current location and link to fullscreen Bing Map view of photos nearby respectively.

Explore pane only includes photos. Videos pane only includes videos. Nearby, Recent, and Featured Galleries panes can include both photos and videos

FJORD™ ©2010 Confidential

Flickr Windows Phone

Explore Pivot

Interestingness: Grid View
UED# W16

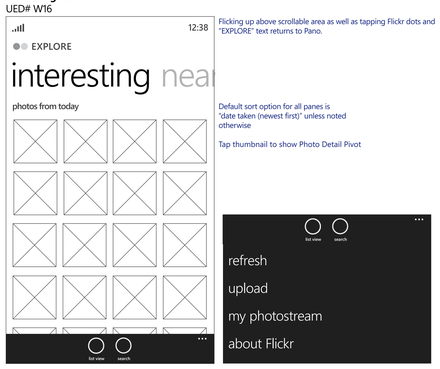

Flicking up above scrollable area as well as tapping Flickr dots and "EXPLORE" text returns to Pano.

Default sort option for all panes is "date taken (newest first)" unless noted otherwise

Tap thumbnail to show Photo Detail Pivot

Interesting pane only includes photos. Videos pane only includes videos. Nearby, Recent, and Featured Galleries panes can include both photos and videos

Nearby: Grid View
UED# W17



Nearby pane button links to Bing Map view of photos nearby

Tap thumbnail to show Photo Detail Pivot.

Recent Uploads: Grid View
UED# W18



Tap thumbnail to show Photo Detail Pivot.

Videos: Grid View
UED# W19

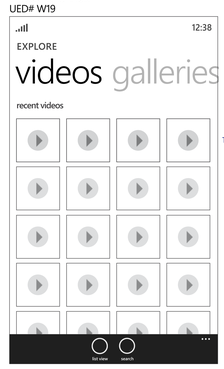

Tap thumbnail to show Video Detail Pivot.

Galleries: Grid View
UED# W20



Tap thumbnail and text to show Gallery Detail Pivot.

Tap anywhere inside list item row to show tag search result photo grid.

Tags
UED# W21

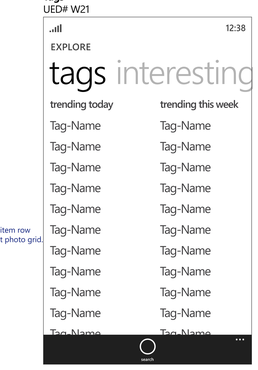

Default sort option is popularity

Interestingness: List View
UED# W16.1

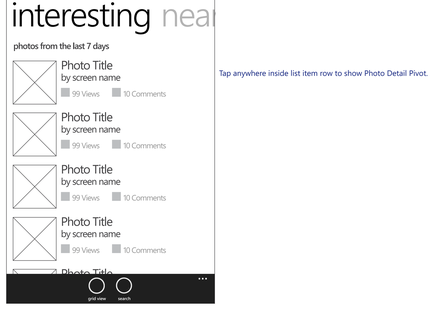

Tap anywhere inside list item row to show Photo Detail Pivot.

Nearby: List View
UED# W17.1



Nearby pane button links to Bing Map view of photos nearby.

Tap anywhere inside list item row to show Photo Detail Pivot.

Nearby: List View
UED# W18.1



Tap anywhere inside list item row to show Photo Detail Pivot.

Nearby: List View
UED# W19.1

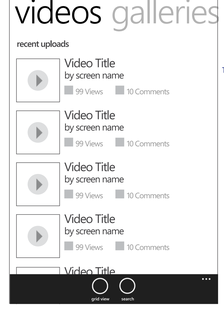

Tap anywhere inside list item row to show Video Detail Pivot.

Galleries: List View
UED# W20.1

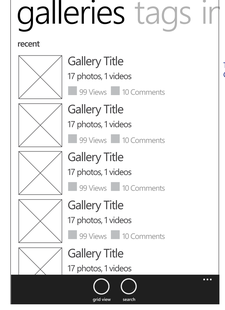

Tap anywhere inside list item row to show Gallery Detail Pivot (W14.2,W14.2.1,W14.3)

Nearby: Map View
UED# W17.2



Standard fullscreen Windows Phone 7 Bing map control displays photos/videos taken near the user's current location.

Tapping thumbnail displays Photo/Video Detail Pivot for selected item.

Display standard Windows Phone 7 Bing map control with app menu options for directions, me (location refresh), and search. Also, display standard app menu options for "clear map, aerial view on, settings."

Flickr Windows Phone

Member Profile Pivot

Photostream: Grid View
UED# W10

screen_name and user's Real Name is replaced with "You", if user is viewing their own profile.

Default sort method is by date uloaded, newest first.

Default view is grid view. Lazy load photos/videos.

Photostream, Favorites, Sets, Galleries, and Groups screens can include both photos and videos.

Favorites: Grid View
UED# W11

Tap thumbnail to show Photo Detail Pivot

Default view is grid view.

Sets: List View
UED# W12

Sort by date created, newest first

Tap anywhere within list item to show Set Detail Pivot.

Default view is list view.

Galleries: List View
UED# W14

Sort by date created, newest first

Tap anywhere within list item to show Gallery Detail Pivot.

Default view is list view.

Member Profile
UED# W15

Disable "add as contact" action, if user is viewing their own profile or already is a contact
with screen_name.

Email action is only available, if made public by user. disable action if not available.

Video playback is only on Photo/Video Details, Lightbox, and Awesome View. In all cases the device's video player handles playback controls.

Photostream: List View
UED# W10.1

Favorites: List View
UED# W11.1

Sets: Grid View
UED# W12.1

Sort by date created, newest first

Tap thumbnail to show Set Detail Pivot.

Galleries: Grid View
UED# W14.1

Tap thumbnail to show Gallery Detail Pivot.

Add as Contact Dialog
UED# W15.1

Photos of screen_name: Grid View
UED# W39



Photos of screen_name are lazy loaded and ordered by date uploaded, newest first. Default view is grid view.

Tap thumbnail to show Photo Detail Pivot

Set Detail Pivot: Grid View
UED# W12.2

Tap representative Set thumbnail to enter lightbox view at beggining of Set.

[Backlogged Feature: tap map to show fullscreen Bing Map with geotagged photos from Set.]

Set Detail Pivot: Comments
UED# W12.2.1

Tapping comments icon/text links to comments Pivot.

Tap thumbnail to show Photo Detail Pivot.

Gallery Detail Pivot: Grid View
UED# W14.2

Gallery Detail Pivot: Comments
UED# W14.2.1

Photos of screen_name: List View
UED# W39.1



Set Detail Pivot: List View
UED# W12.3

Gallery Detail Pivot: List View
UED# W14.3

Contacts
UED# W40

Contacts are lazy loaded and ordered alphabetically A-Z. Display real name and location, if available.

Tap anywhere within list item to show User Profile Pivot for screen_name.

If user has no contacts, display the following message: "Flickr is more fun with other people. Invite them by email now."

"Invite contacts" action opens Invite Dialog. Search action displays Search Contacts screen with type-ahead filtering.

Search Contacts: Type-Ahead Filter
UED# W40.1

As user begins to type, type-ahead suggestions are displayed from user's contacts. Tapping a suggestion inserts screen_name from type-ahead list adds item into input field.

Selecting submit button returns search results from the People pane of the Search Results Pivot.

Invite Dialog
UED# W40.2

Optional checkboxes for marking person as friend and/or family.

Invite Dialog Thank You
UED# W40.3

Email is sent via Flickr mail using "from/reply to" address user specified with their Flickr account.

Groups
UED# W41

Groups are lazy loaded and ordered alphabetically A-Z.

Tap thumbnail to show Group Detail Pivot below.

Tapping search displays search screen with type-ahead filter and returns results from the Groups pane of the Search Results Pivot.

Group Detail Pivot: Pool Grid View
UED# W41.1

Grid view is default view for Groups.
Items from group pool are lazy loaded and ordered by most recent, date uploaded.

Tap thumbnail to show Photo Detail Pivot.

Tap "join group" to send an invitation to become a group member via the Flickr API.

If user is already a group member, "add photo" app bar option replaces "join group". Tap add photo to display Upload screen — **NOT in scope for V1.**

App menus are the same as Member Profile Pivot app menu (above).

Group Detail Pivot: All Discussions
UED# W41.2

Discussion pane is NOT in scope for V1.

If Group has no discussions, display the following header text and link to post new discussion.

"No Topics have been posted yet.

Post a new topic"

Display "start new topic" option if user is member of group.

Display "join group" option if user is not group member.

Group Detail Pivot: Members
UED# W41.3

Discussion pane is NOT in scope for V1.

Group Detail Pivot: About
UED# W41.4

Group Detail Pivot: Pool List View
UED# W41.1.1

Display "NEW" below attribution according to established rules on flickr.com.

Single Discussion Post
UED# W41.2.1

User taps back button to return to Group Detail Pivot.

Displays add comment dialog, W36.

Join Group Dialog
UED# W41.1.2

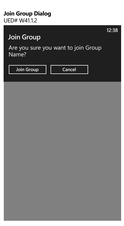

Join Group Dialog Thank You
UED# W41.1.3

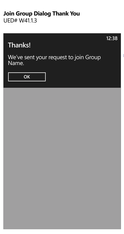

Email is sent via Flickr API.

Add New Discussion Topic Dialog
UED# W41.2.2

FJORD™ ©2010 Confidential

Flickr Windows Phone

Photo Details Pivot & Full Screen Lightbox

Photo/Video Detail (zoom 0)
UED# W27

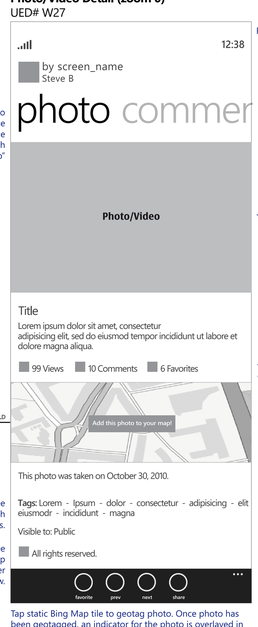

Flicking up above scrollable area returns to Pano.

For video replace Pivot title with "video"

Tap to show full screen lightbox view.

SCREEN FOLD

Tap to see tag search results.

Tap to see in-app browser view.

Tap icons and text for comments and favorites to display "comments" Pivot pane.

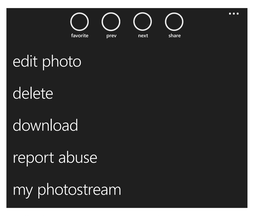

Tap static Bing Map tile to geotag photo. Once photo has been geotagged, an indicator for the photo is overlayed in the center of the static tile.

Application Bar contains 4 contextual actions:
1) favorite button toggles between favorite/unfavorite states. (disabled for member's photos/videos) 1) add comments flow (for Comments Pivot)
2) prev (shows previous photo in stream - disabled if only one photo exists).
3) next (shows next photo in stream - disabled if only one photo exists).
4) share (displays menu of options for email, twitter) - disabled if sharing is restricted for photo.

Application Menu includes 5 options:
1) edit - display screen for editing title, description, tags, rotate photo, and privacy settings - only shows if photo belongs to member.
2) delete - displays delete confirmation dialog - only shows if photo belongs to member.
3) download - saves photo to device picture library. Option is removed from app menu, if user does not allow downloading in their Settings on flickr.com.
4) report abuse - displays menu of three options (see PRD)
5) my photostream - displays Photostream pane of My Profile Pivot.

Photo/Video: Comments & Faves
UED# W28

Tap to expand photo

Indicates 'n' additional comments and faves.

Photo/Video: Photo Also Appears In
UED# W29

Display priority for content types is Sets, Galleries, Groups, showing oldest items first by type.

If photo appears in more than 5 Sets, 5 Galleries, or 5 Groups, display link to "show remaining <types>" to expand the remaining list items inline, enlarging the available scrollable area.

For Azure syncing of application state between devices "Also In" on WP7 is synced with Lightbox "awesome" view on Slate.

Photo/Video: Details
UED# W30

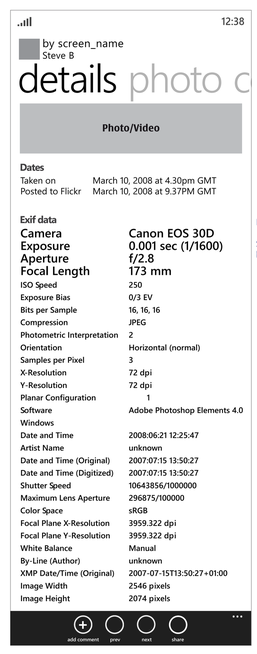

If no Exif data is available for photo, only show Date info above.

Sample data:
http://www.flickr.com/photos/alex_brunsdon/2596816915/meta/

Fullscreen Lightbox (zoom +1) Portrait
UED# W31.1

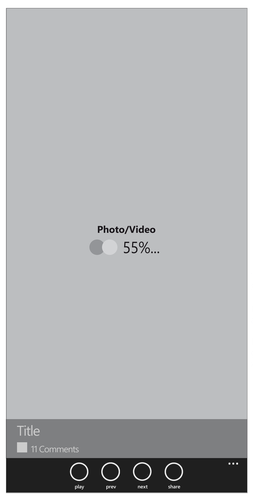

tap to show/hide info overlay and app bar.

Fullscreen Lightbox (zoom +1) Landscape
UED# W31.2



Tap to show/hide info overlay and app bar.

Tap screen above app bar to show/hide app bar and metadata.
Swipe left or right over large thumbnail to show next or previous photo.

Pinch out or double tap to zoom into full size photo;
additional pinching and double tapping enlarges photo beyond full size.

Download progess is indicated with animated loading graphic and text for the percent downloaded, as user zooms in to enlarge or view full size photo.

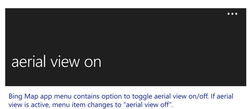

Bing Map app menu contains option to toggle aerial view on/off. If aerial view is active, menu item changes to "aerial view off".

Full Screen Bing Map: Drap/Drop Photo To Geotag
UED# W27.1

Full screen Bing Map Control: Save Geotagged Photo on Map
UED# W27.2

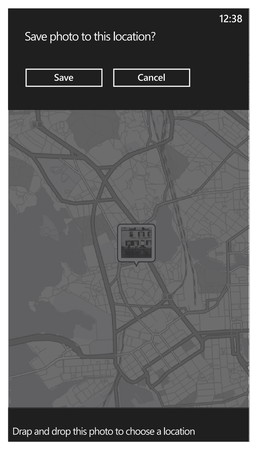

Share Photo/Video from app bar
UED# W35

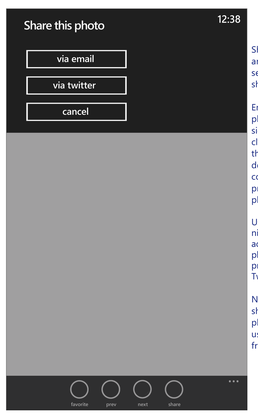

Sharing is available, if the photo/video is public and the photographer allows sharing in privacy settings. If user is not signed in, Share option should trigger Flickr Auth flow.

Email sharing option can be, depending on the photo owner's setting, available for signed-in and signed-out users and will use the built-in Mail client on Windows Phone 7 to send out a link to the photo. Tap "via email" button to display list of device-connected email accounts. After an account is selected, an email message displays with prepopulated Subject field and link to the photo/video in the Body.

Using the Flickr API the Windows Phone will recognize if the user already connected their Flickr/Twitter accounts and can leverage this within the app. If the photo is public, the photographer allows sharing in privacy settings, and the account is connected with Twitter, the share "via twitter" button is available.

NTH: In future releases of the app sharing by Email shall also be available for the user's own private photos. The device's built-in email client will be used as well, but a guest pass URL will be issued from the Flickr backend first.

Sharing via Twitter: Select Twitter Account
UED# W35.1

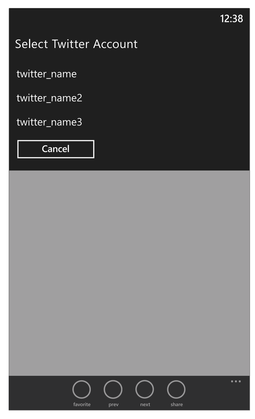

Flickr API returns all configured Twitter accounts for the user to the WP7 app. Tweeting from the user's twitter account is processed through the Flickr API.

If user only has one configured twitter account, skip this screen and display Tweet Dialog, #35.2.

Share via Twitter: Tweet Dialog
UED# W35.2

Dialog inlcudes text input box, limited to 116 characters for the actual content of the user's written tweet. Pre-fill text input box with photo/video title, if available. A Flickr short URL (flic.kr) will be created automatically via the Flickr API and included with the tweet.

Edit Details Form
UED# W45

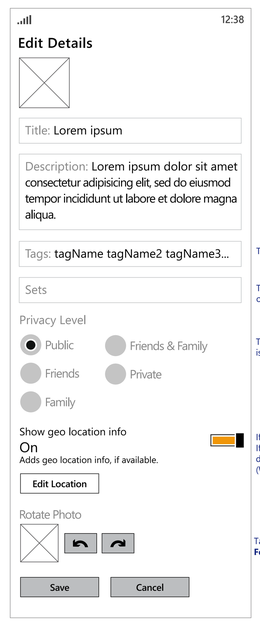

Tap to display screen to edit tags.

Tap to display list of existing sets as well as option to add a new and create the set title.

Tap radio button to select Privacy Level for item. Default is Public.

If geo location option is on, display Edit Location button. If off, button is grayed out. Tapping Edit Location button displays, fullscreen Bing Map for geo tagging photo (W27.1-W27.2).

Tap rotate buttons to rotate item left or right 90 degrees.
Feature is Priority 3 for version 1

Edit Details Form: Add/Edit Tags
UED# W45.1

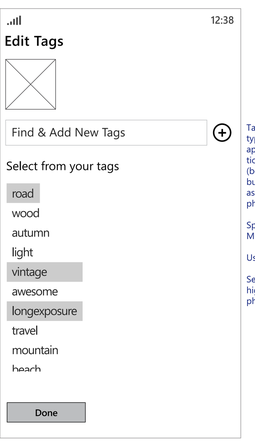

Tap search field to open keyboard. As user begins to type, type-assist suggestions from cached list of user's tags appear. User can select a tag from the type-assist suggestions to add it to the input field. Tapping the add key (bottom-right key on keyboard) as well as tapping the add button to the right of the search field adds contents of field as new tags to the user's list of active tags for the photo/video in context.

Space separation separates multiple tags in search field. Multiple word tags are surrounded with double quotes.

User's tag list is lazy loaded, ordered by frequency.

Selected/active tags for the photo/video in context are hightlighted. Tap tag name to select/deselect tag for photo/video.

Tap "Done" to return to Edit Details screen.

Report Abuse Options for Photos/Videos
UED# W37

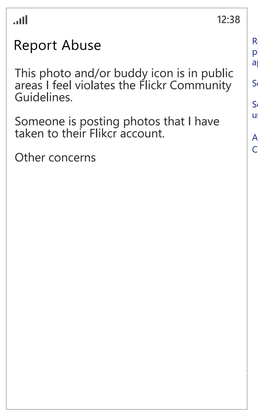

Report Abuse option is available in the app menu for photos/vidoes that do not belong to user. Do no show option in app menu, if user is viewing their own items.

Selecting the first two options displays dialog to confirm abuse.

Select "Other concerns" to display dialog with text input box for user to write their concern.

All options send URL of photo/video in context to Flickr Customer Care Abuse team.

Report Abuse: Confirm Abuse Dialog (Options 1 & 2)
UED# W37.1

Report Abuse: Other Concerns Dialog (Option 3)
UED# W37.2

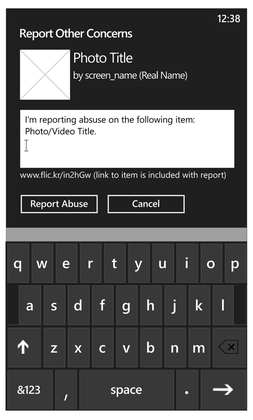

Pre-fill text input box with default text and photo/video title, if available. A Flickr short URL (flic.kr) will be created automatically via the Flickr API and included with the report to the Flickr Customer Care Abuse team.

Report Abuse Thank You Dialog
UED# W37.3



Delete Dialog
UED# W51

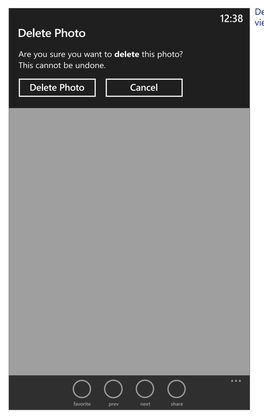

Delete option is only available, if user is signed in and viewing their own photo/video.

Comment Dialog
UED# W36

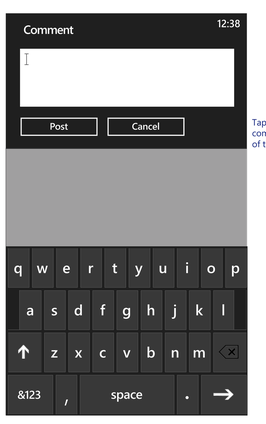

Tapping post button returns user to the bottom of the comments pane and displays new comment at the bottom of the comments list.

Download Dialog with Size Options
UED# W50

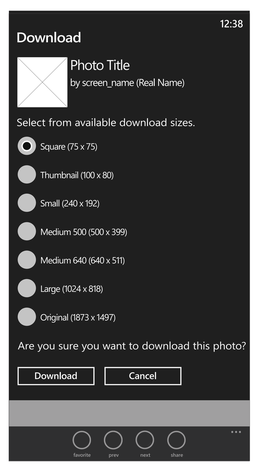

Download Dialog without Size Options
UED# W50.1

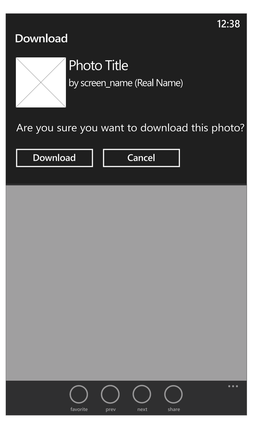

Download: Progress Bar
UED# W50.2

After tapping upload button dialog closes and download progress bar appears at the top of the screen, allowing the user to move freely throughout the app.

FJORD™ ©2010 Confidential

Flickr Windows Phone

Search Pivot

Default Search Screen
UED# W22

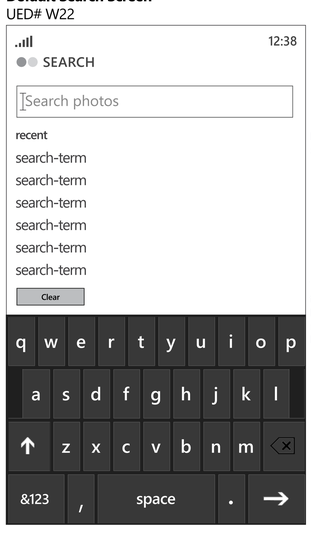

Display 10 most recent searches. before showing clear button.

Tap clear button to display confirmation dialog to confirm clearing search history.
Dialog text: "Are you sure you want to clear recent searches?"
Dialog Buttons: Yes | No

Search Photos: Predictive Filtering
UED# W22.1

As user begins to type, recent search history is replaced with predictive filtering type-assist suggestions from Windows Phone OS library.

Search Results Photos: Grid View
UED# W23

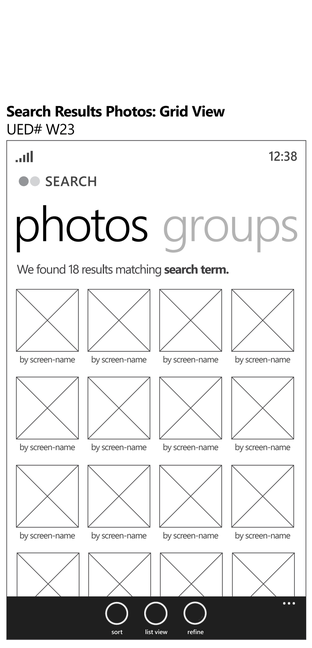

Lazy load search results and adjacent Pivot panes.

Tap thumbnail to show Photo/Video Detail Pivot.

App Menu

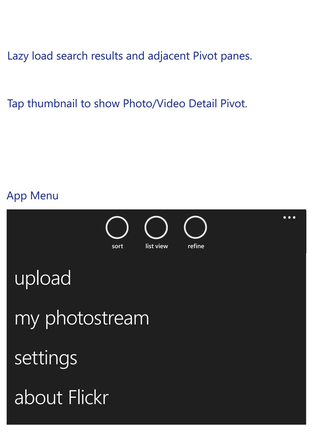

Default view is grid.
Default sort order is most relevant

Search Results Groups: List View
UED# W24

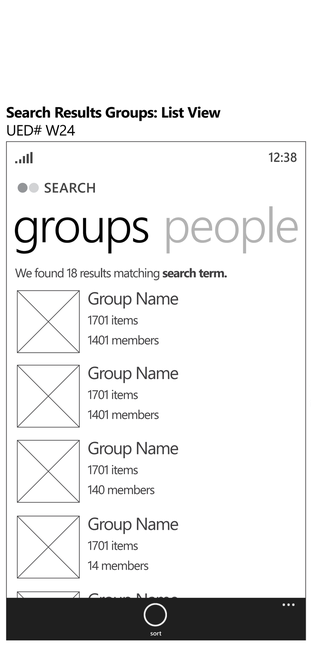

Tap anywhere inside list item row to show Group Detail Pivot - TK

Default sort is most relevant

Search Results People: List View
UED# W25

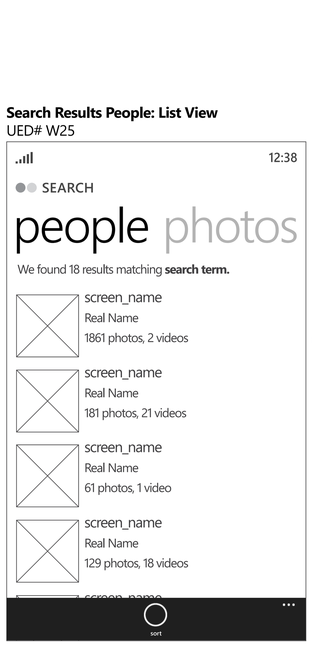

Tap anywhere inside list item row to show Member Profile Pivot.

Default sort is most relevant

Search Results Photos: List View
UED# W23.1



Tap anywhere inside list item row to show Photo/Video Detail Pivot

Photos Filter Screen: Picker Box Control
UED# W23.2

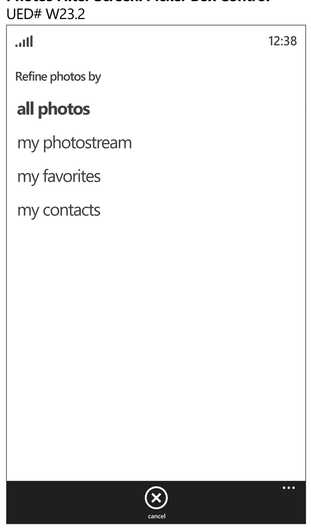

Default filter option is "all photos"

Photos Sort Screen: Picker Box control
UED# W23.3

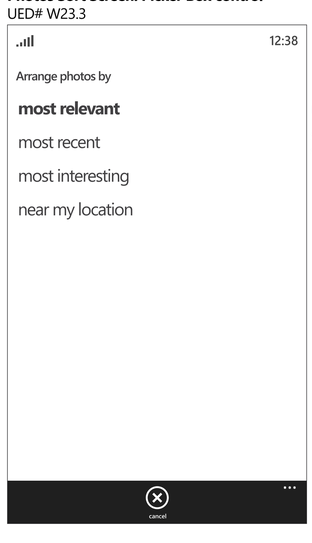

Default sort option is "most relevant".

Screen automatically closes when sort option is selected and displays sorted results.

Group Sort Screen: Picker Box Control
UED# W24.1

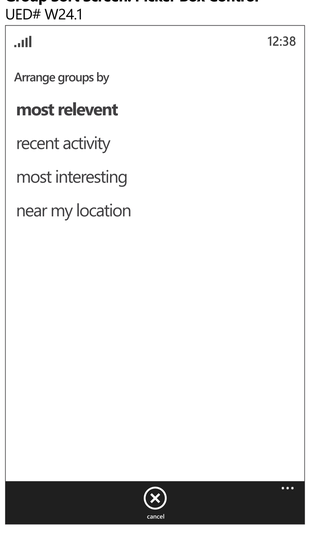

Default sort option is "most relevant".

Screen automatically closes when sort option is selected and displays sorted results.

People Sort Screen: Picker Box Control
UED# W25.1

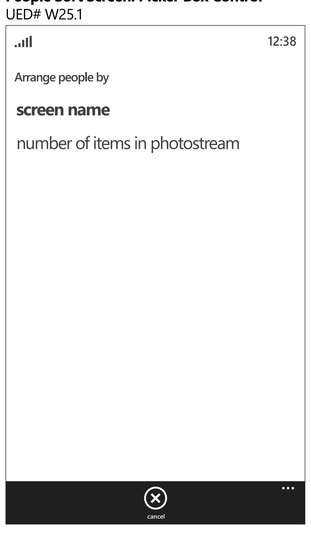

Default sort option is "screen name".

Screen automatically closes when sort option is selected and displays sorted results.

FJORD™ ©2010 Confidential

Flickr Windows Phone

Upload Single Items: V1

Default Upload Screen
UED# W26

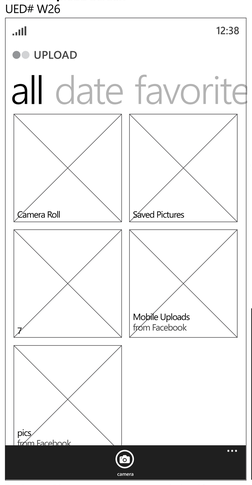

Select a folder of items to browse.

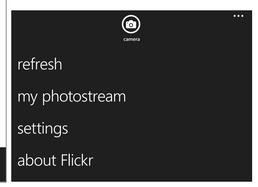

Tap "camera" button to open camera on device. After taking photo, display Camera Roll Pictures folder.

Upload: Camera Roll Pictures Folder
UED# W26.1

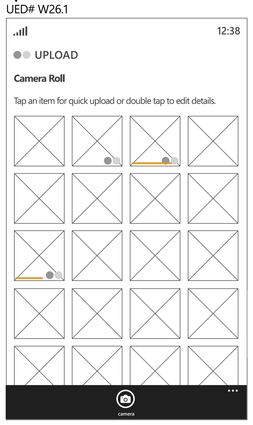

Tapping thumbnail starts quick upload; Display Flickr dots and progress bar to indicate upload status. Flickr dots remain after upload is complete to indicate which items have been uploaded.

Double tapping an item displays Edit form.

Editing an item after it has been uploaded sends the updated details to the user's Flickr account via the Flickr API.

Edit Details Pre Upload
UED# W45.2

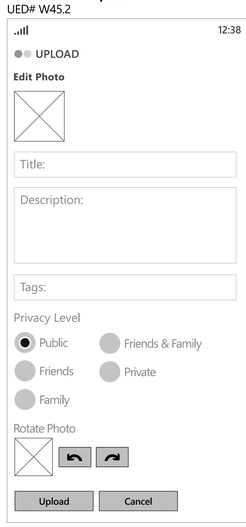

See Edit Form for Photo/Video Details for full annotations on form fields.

Tapping "Upload button uploads item and details to Flickr via the Flickr API.

Edit Details Post Upload
UED# W45.3

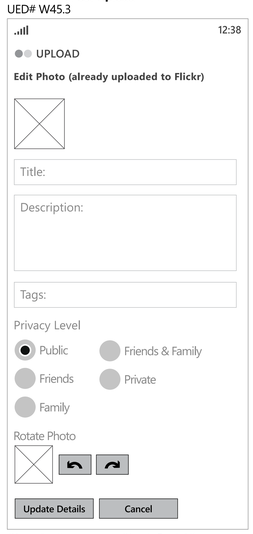

"Upload" button changes to "Update Details" if user has already uploaded the item to Flickr. Updated details are sent to Flickr via the Flickr API without uploading the item again.

Edit Details: Add/Edit Tags
UED# W45.1

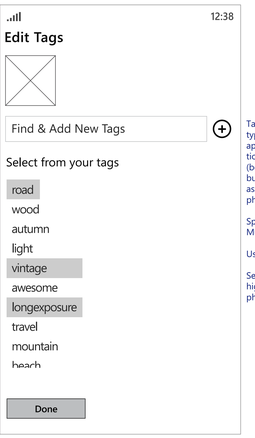

Tap search field to open keyboard. As user begins to type, type-assist suggestions from cached list of user's tags appear. User can select a tag from the type-assist suggestions to add it to the input field. Tapping the add key (bottom-right key on keyboard) as well as tapping the add button to the right of the search field adds contents of field as new tags to the user's list of active tags for the photo/video in context.

Space separation separates multiple tags in search field. Multiple word tags are surrounded with double quotes.

User's tag list is lazy loaded, ordered by frequency.

Selected/active tags for the photo/video in context are hightlighted. Tap tag name to select/deselect tag for photo/video.

Tap "Done" to return to Edit Details screen.

Batch Editing & Uploading: V2

Upload: Camera Roll Pictures Folder
UED# W26.2

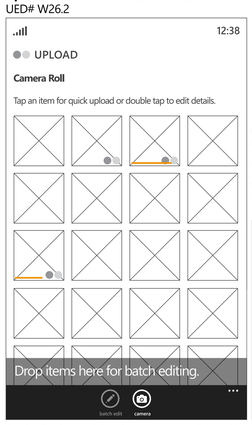

Tapping thumbnail starts quick upload; Display Flickr dots and progess bar to indicate upload status. Flickr dots remain after upload is complete to indicate which items have been uploaded.

Double tapping an item displays Edit form.

Panning/Touching and dragging an item over edit bar adds item to edit queue. User places finger down on item and moves item over edit queue. The item follows the finger and drops in the edit queue, when the finger is lifted.

Tapping "clear edit queue" from app menu removes all items from queue. App bar option to "batch edit is disabled, until at least two items are in the Edit Queue.

Upload: Batch Edit Queue open state
UED# W26.3

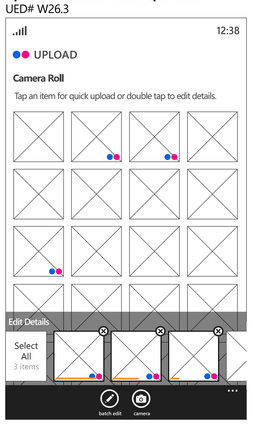

Tap "batch edit" to display edit form for all selected items.

Tapping thumbnail in Edit Queue toggles between selecting/deselecting an item. Double tapping an item displays Edit form. Tapping "Select All" button toggles between selecting all/deselecting all items. Tap 'X' icon in the top-right corner of items to remove them from the Edit Queue.

Edit Details: Batch Editing
UED# W45.4

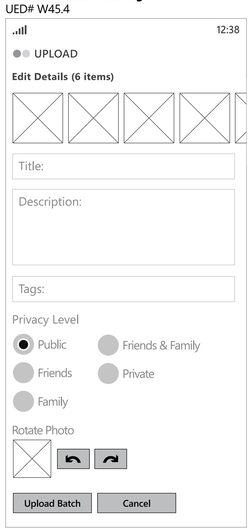

Flick left and right to scroll through carousel of selected photos for batch editing.

Tap "Upload Batch" to upload all items in Edit Queue.

FJORD™ ©2010 Confidential

Flickr Windows Phone

Misc. Screens: Welcome, About, Settings, Etc.

Welcome/Splash Screen: Signed In
UED# W44



Display screen_name and avatar thumbnail for signed in user.

Library of geetings is pulled from Flickr API?

Welcome/Splash Screen: Signed Out
UED# W44.1

About & Legal Info: Signed In
UED# W34

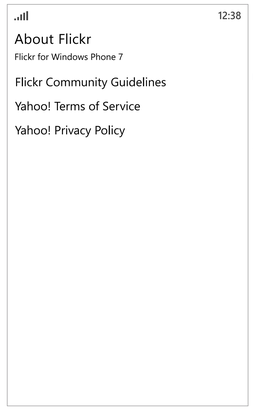

Links open inside in-app browser to the following URLs:

http://www.flickr.com/guidelines.gne

http://www.flickr.com/terms.gne

http://www.flickr.com/privacy_policy.gne

Settings: Signed In
UED# W46

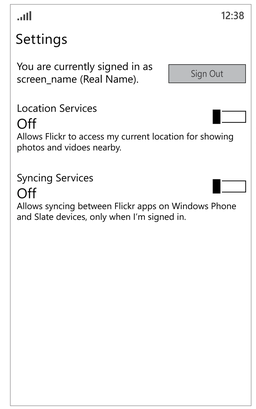

Default setting for Location Services is Off. User is prompted to turn on location services with Current Location Dialog, after starting the app.

Default setting for Azure syncing is off.

Settings: Signed Out
UED# W46.1

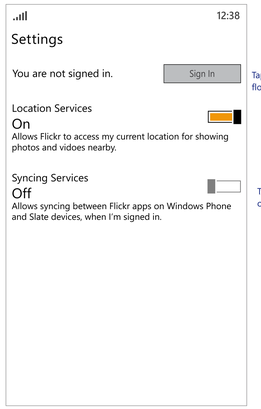

Tap Sign In button to display in-app browser for Flickr Auth flow.

Toggle switch for Azure syncing is disabled, if user is signed out.

Current Location Dialog
UED# W47

Dialog appears after app loads and if user has an active network connection.

No Network Connection Dialog
UED# W48

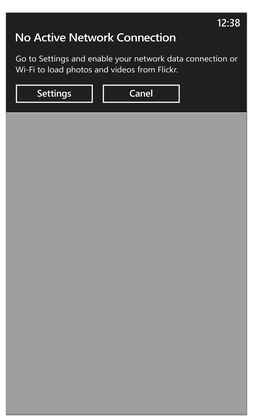

Dialog appears when user is not connected to a network.

Tapping Settings opens the Windows Phone Settings app.

Generic Error Condition Dialog
UED# W49

Dialog for general errors

FJORD™ ©2010 Confidential

Flickr Slate

Signed Out Blades

Signed Out: Explore
UED# S5

Tap "background" link to display screen_name's photostream Pivot.
Tap Settings button to display Settings screen.
Tap upload button to display in-app browser for sign in to Flickr auth flow.

Application minimize and exit buttons.

Tap to display in-app browser for sign in to Flickr auth flow.

Tap nearby to display Explore Pivot.

Tap Organize to display Photo Cloud screen.

Blades expand in situ in the following order, when the collapsed area is tapped: explore, nearby, recent, videos, galleries

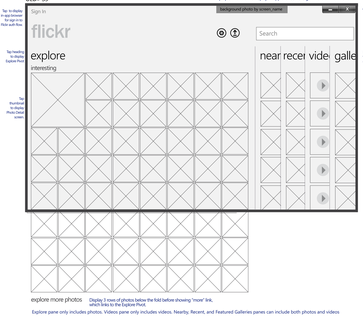

Display 3 rows of photos below the fold before showing "more" link, which links to the Explore Pivot.

Explore pane only includes photos. Videos pane only includes videos. Nearby, Recent, and Featured Galleries panes can include both photos and videos

Signed Out: Nearby
UED# S6

Nearby pane buttons refresh the current location and link to fullscreen Bing Map view of photos nearby.

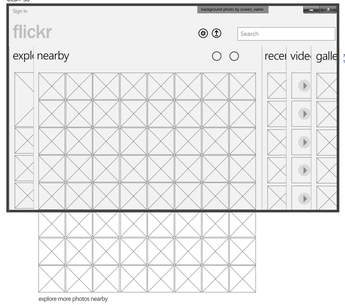

Signed Out: Recent
UED# S7



Signed Out: Videos
UED# S8



Signed Out: Galleries
UED# S9

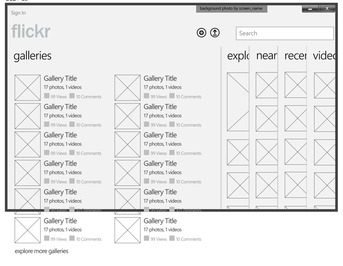

Signed In Blades

Signed In: Recent Activity
UED# S1

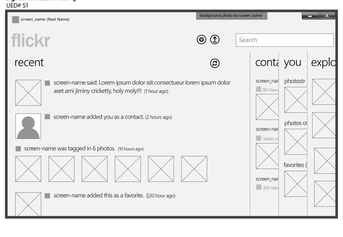

Signed In: Contacts' Activity
UED# S2

Signed In: You
UED# S3

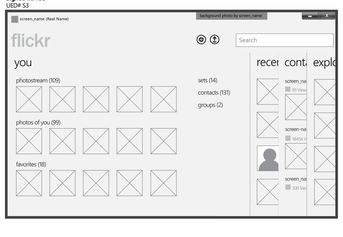

Signed In: Explore
UED# S4



Signed In: No Recent Activity Scenario
UED# S11

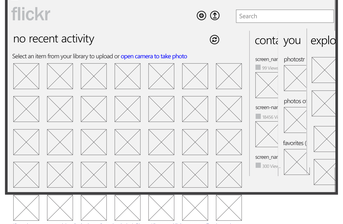

If user has no recent activity, display items from the device's Picture Library and link to camera. Tapping an item opens upload screen form to edit details for selected item.

Flickr Slate

Explore Pivot

Interesting: Grid View
UED# S16



Application minimize and exit buttons

Tap thumbnail to show Photo Detail Pivot.

Interesting pane only includes photos. Videos pane only includes videos. Nearby, Recent, and Featured Galleries panes can include both photos and videos

Nearby: Grid View
UED# S17



Application minimize and exit buttons

Tap thumbnail to show Photo Detail Pivot.

Map button links to Bing Map controller of photos nearby.

Recent: Grid View
UED# S18



Application minimize and exit buttons

Tap thumbnail to show Photo Detail Pivot.

Videos: Grid View
UED# S19

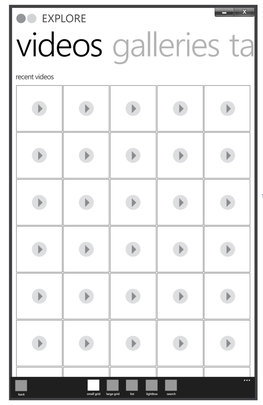

Application minimize and exit buttons

Tap thumbnail to show Video Detail Pivot.

Galleries: Grid View
UED# S20



Application minimize and exit buttons

Tap to show Gallery Detail Pivot.

Default view option for Galleries is "large grid."

Tags
UED# S21



Application minimize and exit buttons

App Menu

Interesting: List View
UED# S16.1



Tap anywhere inside list item row to show Photo Detail Pivot

Tap tag name to display corresponding tag search result.

If photo is geotagged, tap location and map text ("New York, NY (map)") to display full screen Bing Map controller showing photo's location.

Nearby: List View
UED# S17.1



Map button links to Bing Map controller of photos nearby.

Sets: List View
UED# S18.1



Galleries: List View
UED# S19.1

Tap anywhere inside list item row to show Video Detail Pivot

Gallery: List View
UED# S20.1



Tap anywhere inside list item row to show Gallery Detail Pivot

Nearby: Map View
UED# S17.2

Display standard Windows 7 Bing map control with app menu options for directions, me (location refresh), and search. Also, display standard app menu options for "clear map, aerial view on, settings."

Standard fullscreen Windows 7 Bing map control displays photos/videos taken near the user's current location.

Tapping thumbnail displays Photo/Video Detail Pivot for selected item.

Gallery Detail Pivot: Grid View
UED# S14.2

Screen_name and real name are replaced with "You", if user is viewing their own profile.

Gallery Detail Pivot: Comments
UED# S14.2.1

Lazy load comments, oldest first.

Gallery Detail Pivot: List View
UED# S14.3

Flickr Slate

Member Profile Pivot

Photostream: Small Grid View
UED# S10



Application minimize and exit buttons

screen_name and user's Real Name is replaced with "You", if user is viewing their own profile.
Tapping thumbnail and name transitions Pivots to the right to show the user's Profile pane.

Order photos by date uploaded, newest first.

Tap thumbnail to show Photo/Video Detail Pivot.

Default view is small grid view
Search is only available for photostream and favorites.

Photostream, Favorites, Sets, Galleries, and Groups screens can include both photos and videos.

Application Menu

Favorites: Small Grid View
UED# S11



Application minimize and exit buttons

Order photos by date uploaded, newest first.

Tap thumbnail to show Photo/Video Detail Pivot.

Default view is small grid view

Sets: List View
UED# S12



Application minimize and exit buttons

Order Sets by date created, newest first.

Tap anywhere inside list item row to show Set Detail Pivot.

Default view is list view

Galleries: List View
UED# S14

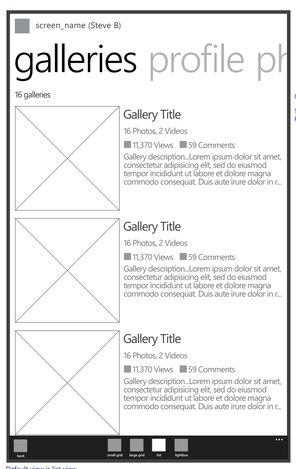

Application minimize and exit buttons

Order Galleries by date created, newest first.

Tap anywhere inside list item row to show Gallery Detail Pivot.

Default view is list view

Member Profile
UED# S15

Application minimize and exit buttons

Only show profile data, if available.

Disable "add as contact" action, if user is viewing their own profile or already is a contact with screen_name.

Email action is only available, if made public by user; disable action if not available.

Photostream: List View
UED# S10.1



Application minimize and exit buttons

Order photos by date uploaded, newest first.

Tap anywhere inside list item row to show Photo/Video Detail Pivot.

Favorites: List View
UED# S11.1



Application minimize and exit buttons

Order photos by date uploaded, newest first.

Tap anywhere inside list item row to show Photo/Video Detail Pivot.

Sets: Small Grid View
UED# S12.1

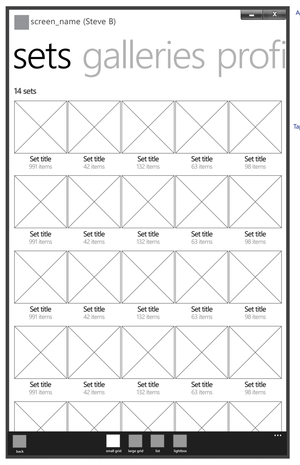

Application minimize and exit buttons

Tap thumbnail/text to show Set Detail Pivot.

Galleries: Large Grid View
UED# S14.1



Application minimize and exit buttons

Tap thumbnail/text to show Gallery Detail Pivot.

Gallery Detail Pivot
(S14.2, S14.2.1, S14.3)

Set Detail Pivot: Small Grid View
UED# S12.2

Tap representative Set thumbnail to enter lightbox view at beginning of Set.

Tap comments icon/text link to move to Comments Pivot.

[Backlogged feature: tap map icon to show fullscreen Bing Map with geotagged photos from Set.]

Tap thumbnail to show Photo/Video Detail Pivot.

Default view for Set Detail Pivot is small grid view.

Set Detail Pivot: Comments
UED# S12.2.1

Lazy load comments, oldest first.

Set Detail Pivot: Large Grid View
UED# S12.3



Tap thumbnail/text to show Photo/Video Detail Pivot.

Note: Set List view is the same pattern as photostream and favorites list views.

FJORD™ ©2010 Confidential

Flickr Slate

Photo Detail Views

Photo Detail (zoom 0): Landscape View
UED# S27.1

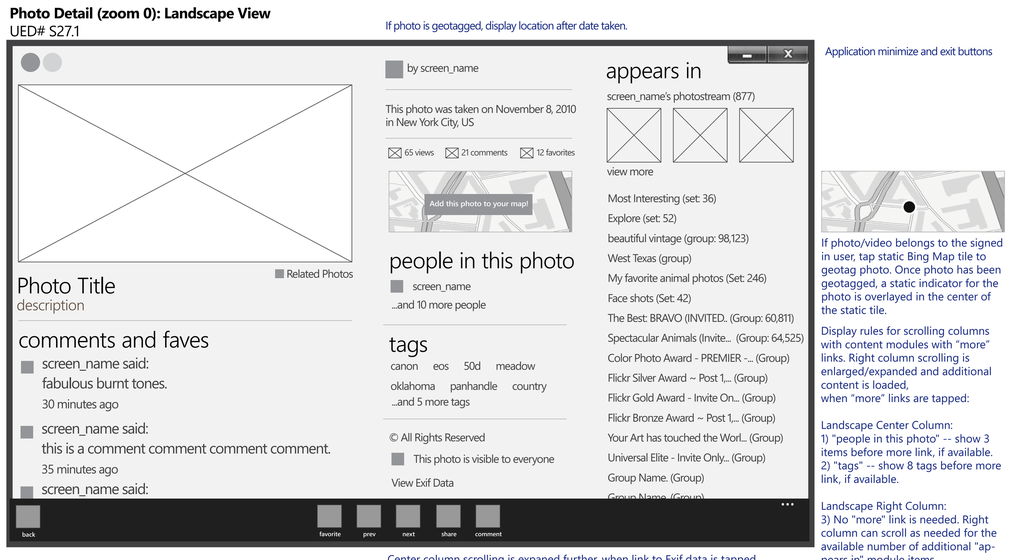

If photo is geotagged, display location after date taken.

Application minimize and exit buttons

Tap large photo to show Lightbox/Fullscreen view,

Swipe left or right to view next or previous photo.

If photo/video belongs to the signed in user, tap static Bing Map tile to geotag photo. Once photo has been geotagged, a static indicator for the photo is overlayed in the center of the static tile.

Display rules for scrolling columns with content modules with "more" links. Right column scrolling is enlarged/expanded and additional content is loaded,
when "more" links are tapped:

Landscape Center Column:
1) "people in this photo" -- show 3 items before more link, if available.
2) "tags" -- show 8 tags before more link, if available.

Landscape Right Column:
3) No "more" link is needed. Right column can scroll as needed for the available number of additional "appears in" module items.

Center column scrolling is expaned further, when link to Exif data is tapped.



App Menu Actions for Lightbox Views:
1) edit photo - display screen for editing title, description, tags, rotate photo, and privacy setting; option only shows if photo belongs to member.
2) delete - displays delete confirmation dialog - only shows if photo belongs to member.
3) download - saves photo to device picture library
4) report abuse - displays menu of three options
5) about Flickr - displays About screen for app.

Photo Detail (zoom 0): Portrait View
UED# S27.2

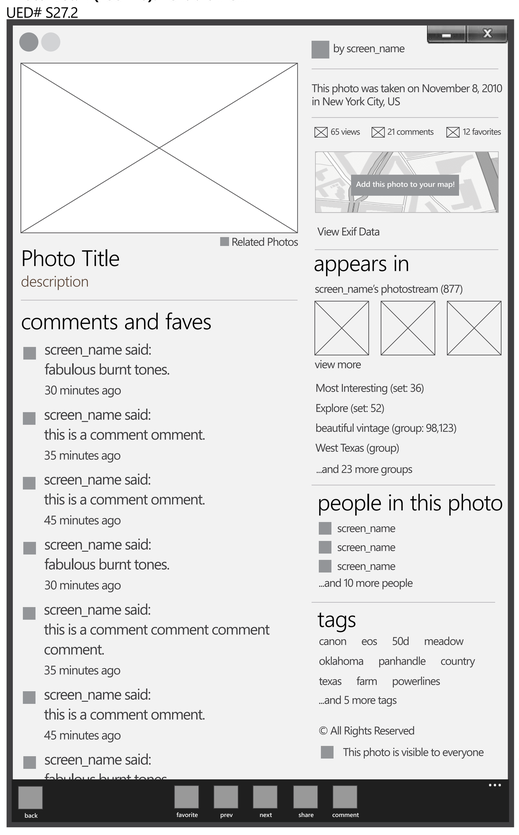

Application minimize and exit buttons

Scrolling is enabled, when comments and favorites cannot fit within the view orientation.

Scrolling is enlarged/expanded and Exif data is returned, when link to Exif data is tapped. Heading "View Exif Data" changes to "Hide Exif Data" and tapping heading collaspes Exif data.

Display rules for scrolling columns with content modules with "more" links. Right column scrolling is enlarged/expanded and additional content is loaded, when "more" links are tapped:

Portrait Right Column:
1) "appears in" -- show 5 items (including first item (thumbnails from "screen_name's photostream")) before more link, if available.
2) "people in this photo" -- show 3 items before more link, if available.
3) "tags" -- show 8 tags before more link, if available.

Right column scrolling is enabled, when "more tags" link is tapped and additional content is loaded.

For portrait view only copyright and privacy information move to the bottom of the right column.

Photo/Video Scrolling Behavior
Large photo/video partially scrolls off screen and stops scrolling, exposing bottom 1/3. Tapping exposed photo/video scrolls it back down into default position.

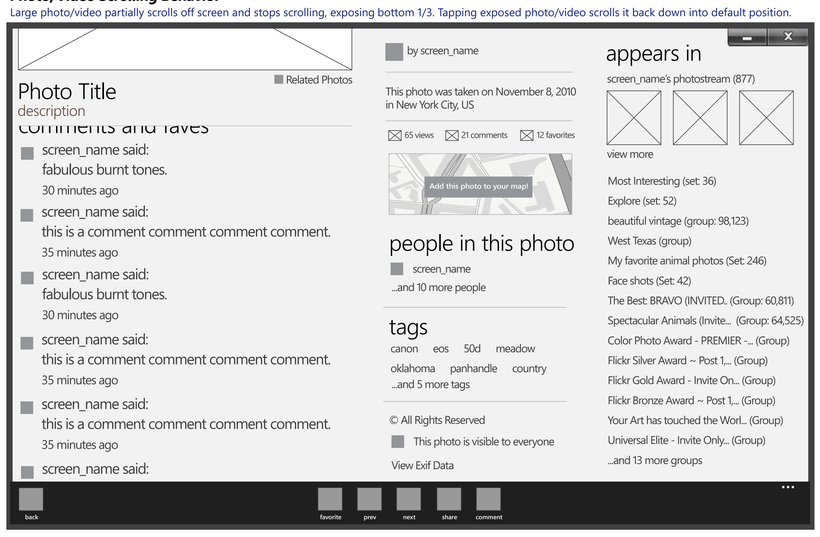

Comments and Favorites lazy load and scroll below Photo Title and description.

Expanded Column Example: Exif Data

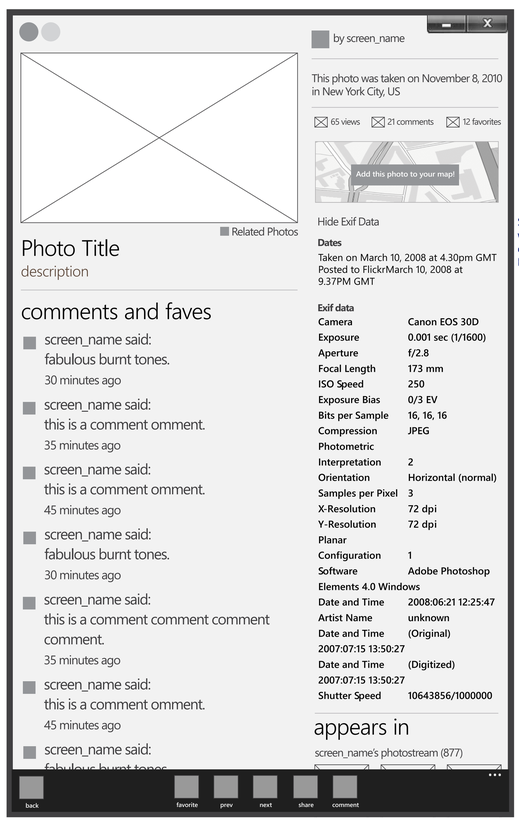

Scrolling is enabled and Exif data is returned, when link to Exif data is tapped. Heading "View Exif Data" changes to "Hide Exif Data" and tapping heading collaspes Exif data.

Full Screen Bing Map Control: Drap/Drop Photo To Geotag
UED# S27.1

Tapping back returns to Photo/Video detail view.

Full screen Bing Map Control: Save Geotagged Photo on Map
UED# S27.2

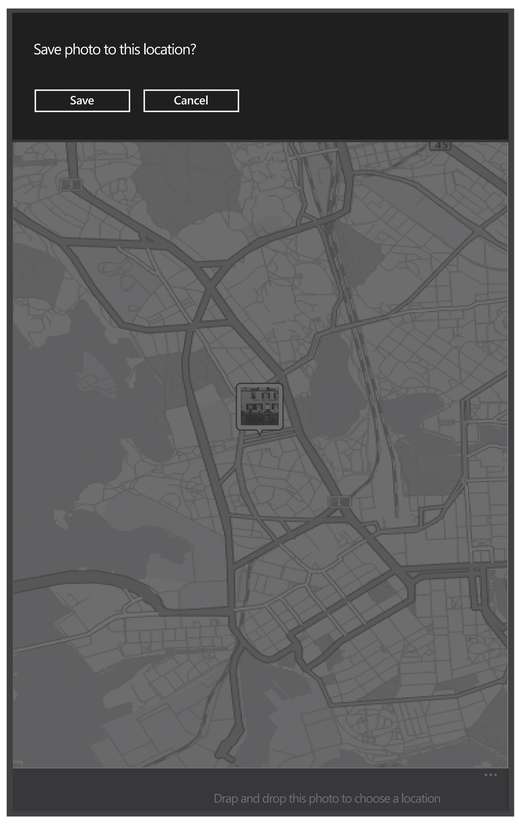

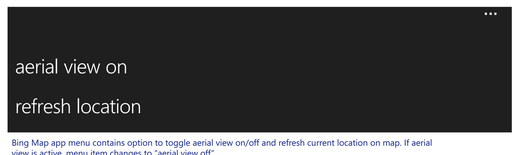

Bing Map app menu contains option to toggle aerial view on/off and refresh current location on map. If aerial view is active, menu item changes to "aerial view off".

FJORD™ ©2010 Confidential

Flickr Slate

Lightbox & Fullscreen Slideshow Views

Lightbox (zoom+1) & Fullscreen (zoom +2) Slideshow views: Portrait
User Flow: from Photo/Video Detail tap or pinch out over large thumbnail. Also, tap Lightbox View icon from Profile or Explore Pivot app bars.
UED# S31.1

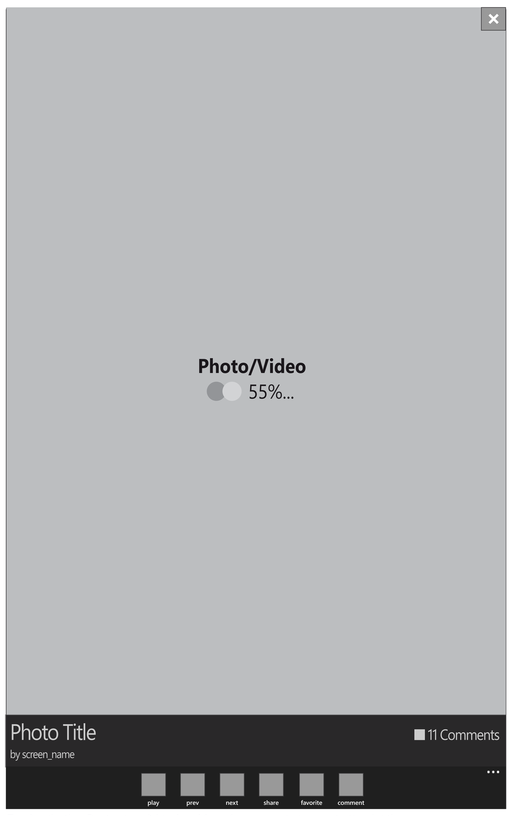

Tap Application Bar to show/hide App Menu (see expanded menu to the right).

Close button exits lightbox view and displays corresponding Photo/Video Detail screen.
Also, two finger swipe down closes lightbox view.

Two finger swipe up displays Blades screen.

Tap screen above app bar to show/hide app bar, metadata, and close button.

Swipe left or right over large thumbnail to show next or previous photo.

Pinch out or double tap to zoom into full size photo; additional pinching and double tapping enlarges photo beyond full size.

Download progess is indicated with animated loading graphic and text for the percent downloaded, as user zooms in to enlarge or view full size photo.

Pinch in to zoom out to Awesome View.

If item is a video, tapping it begins playback in Sliverlight video player.

Lightbox (zoom+1) & Full screen (zoom +2) Slideshow views: Landscape
User Flow: from Photo/Video Detail tap or pinch out over large thumbnail. Also, tap Lightbox View icon from Profile or Explore Pivot app bars.
UED# S31.2

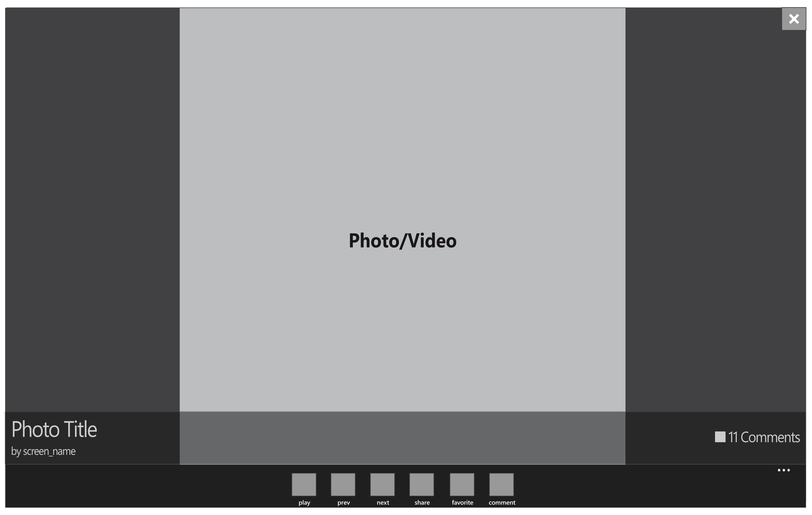

Touch inputs and gestures are the same for both portrait and landscape views



App Menu closes, if user taps above expanded menu.

App Menu Actions for Lightbox Views:
1) edit photo - display screen for editing title, description, tags, rotate photo, and privacy setting; option only shows if photo belongs to member.
2) delete - displays delete confirmation dialog - only shows if photo belongs to member.
3) download - saves photo to device picture library
4) report abuse - displays menu of three options
5) about Flickr - displays About screen for app.

Slate Zoomed Out Full Context (awesome) view (zoom -1): Portrait
UED# S33a

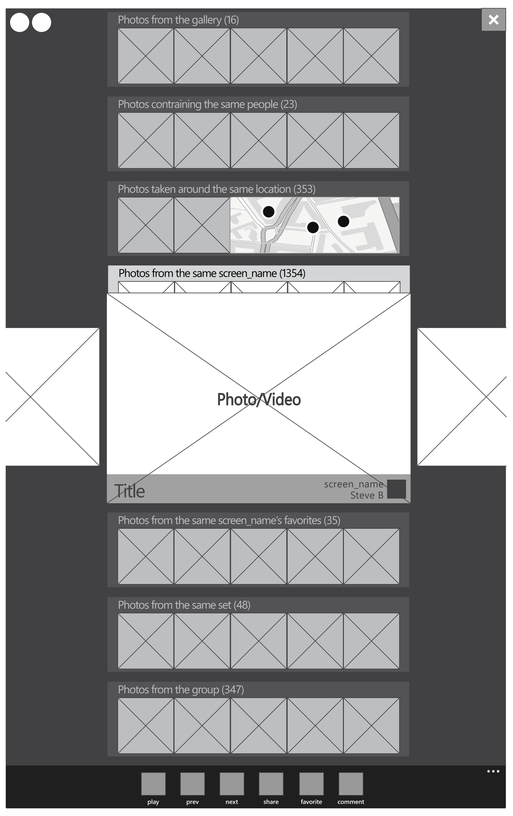

Swipe up or down over vertical carousel of related modules to scroll modules up or down. Scrolling a module into the center position locks the module in place and populates horizontal carousel with module's related photos/videos. Also, tapping a related module populates the horizontal carousel with corresponding related photos/videos and selected module locks in place behind large center thumbnail. See transitions below.

Close button closes lightbox view and displays Photo/Video Detail screen for large center photo/video.
Also, flicking down outside of the horizontal and vertical carousel areas closes lightbox view.
Tapping flickr dots in upper left corner, returns to Blades hub screen.

Flicking up outside of the horizontal and vertical carousel areas displays Blades screen.

Tap map tile to display full screen Bing Maps controller of photos taken around the same location.
Tap map module outside of map tile or scroll module into center position to populate horizontal carousel with corresponding related photos/videos.
Static Bing Map tile includes static overlay of pins or dots to indicate photos on the map.

Double tap or pinch out over large center thumbnail to zoom into Lightbox View.

Tap over large center thumbnail to show/hide App Bar, metadata, and close button. Also, tapping outside of thumbnails and related modules shows/hides App Bar, metadata, and close button. If center item is a video, tapping thumbnail, displays fullscreen video player. If module in center position is "Photos taken around the same location", tapping center photo displays fullscreen Bing Map control with nearby photos on map.

Swipe left or right over horizontal carousel to move carousel left or right. Tap small thumbnails in the horizontal carousel to transition them into center position.

Display order/priority of related photo/video modules:
Containing the same people
Containing the same tags
Containing the same search term
From the same screen_name's photostream
From the same screen_name's favorites
From the same Set
From the same Gallery
From the same Group
Taken around the same location
Taken around the same time

For Azure syncing of application state between devices Awesome view is synced with WP7 "Also In" pane of the Photo/Video Detail Pivot.

Slate Zoomed Out Full Context (awesome) view (zoom -1): Landscape
UED# S33b

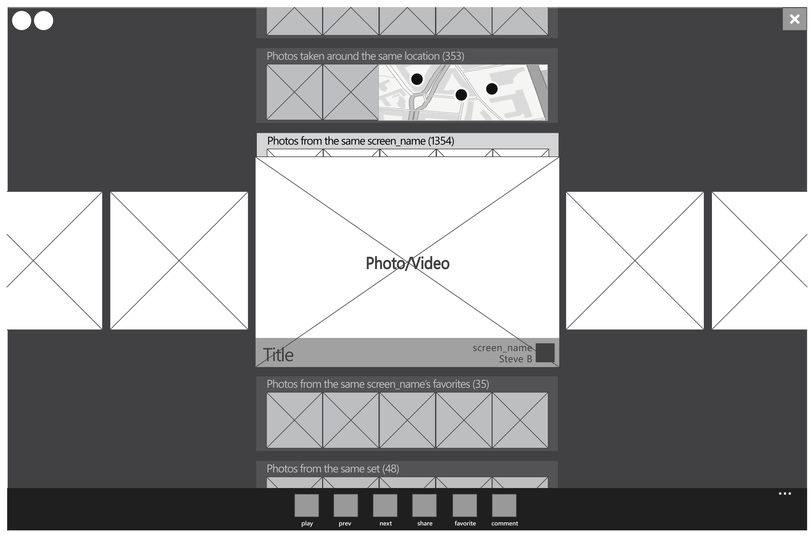

Touch inputs and gestures are the same for both portrait and landscape views

Transition for Populating Center Photo/Video
UED# S33b

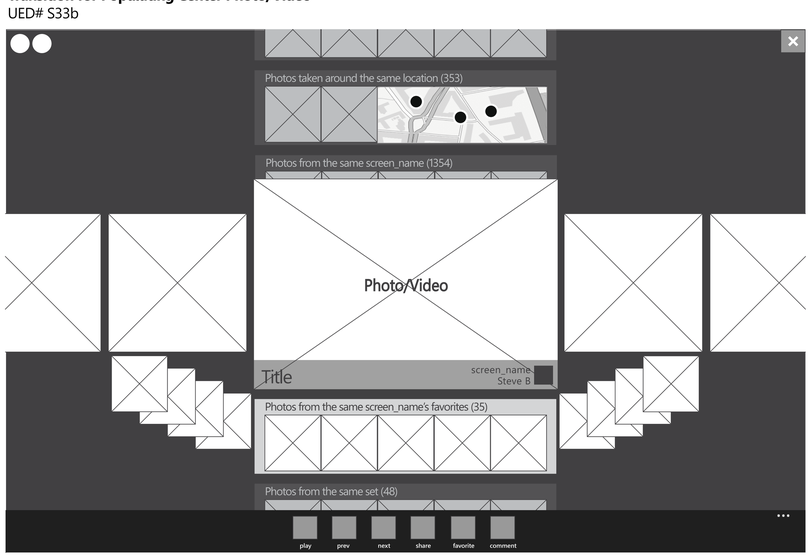

Tapping module populates horizontal carousel with module's related photos/videos.

Transition for Populating Center Photo/Video
UED# S33b

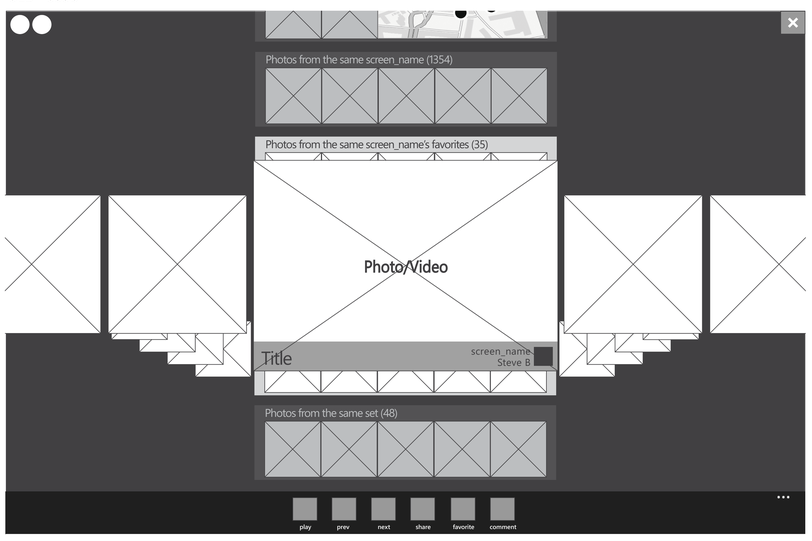

As the related thumbnails move into the horizontal carousel, the vertical carousel scrolls the selected module into center position and locks into place behind photo/video.

Flickr Slate

Search

Default Search Screen
UED# S22

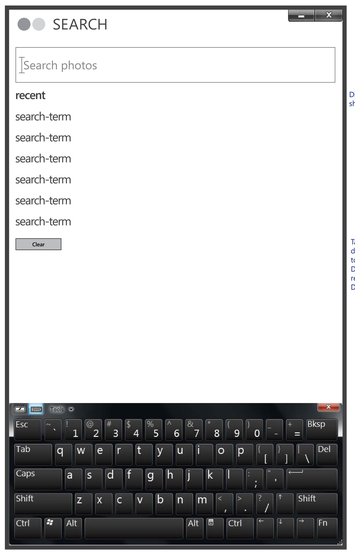

Display 10 most recent searches. before showing clear button.

Tap clear button to display confirmation dialog
to confirm clearing search history.
Dialog text: "Are you sure you want to clear recent searches?"
Dialog Buttons: Yes | No

Search Photos: Predictive Filtering
UED# S22.1

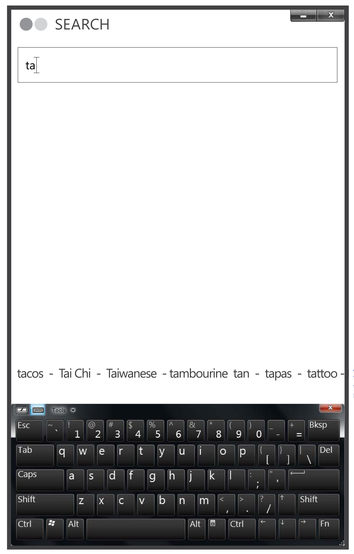

As user begins to type, recent search history is replaced with predictive filtering type-assist suggestions from Windows Phone OS library.

Search Results Photos: Grid View
UED# S23



Lazy load search results and adjacent Pivot panes.

Tap thumbnail to show Photo/Video Detail Pivot.

Default view is grid.
Default sort order is most relevant

Search Results Groups: List View
UED# S24

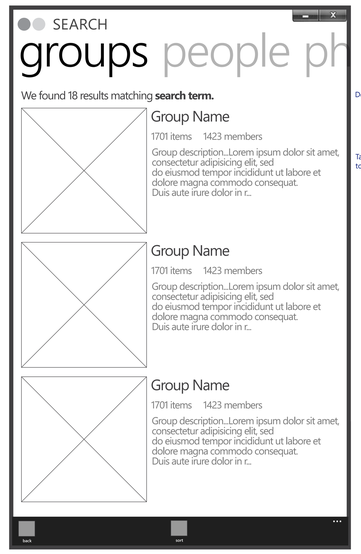

Default sort is most relevant

Tap anywhere inside list item row to show Group Detail Pivot.

Search Results Groups: List View
UED# S25



Default sort is most relevant

Tap anywhere inside list item row to show Member Profile Pivot.

Search Results Photos: List View
UED# S23.1

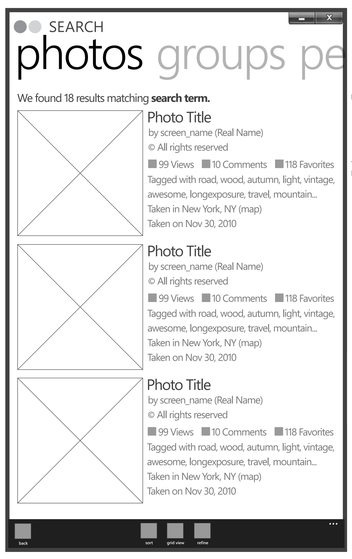

Default sort is most relevant

Tap anywhere inside list item row to show Photo/Video Detail Pivot

Photos Filter Screen: Picker Box Control
UED# S23.2

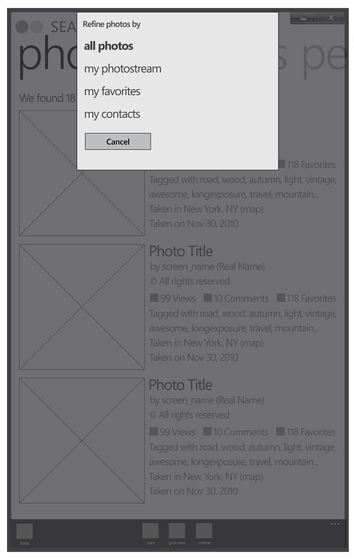

Default filter option is "all photos"

Photos Sort Screen: Picker Box control
UED# S23.3

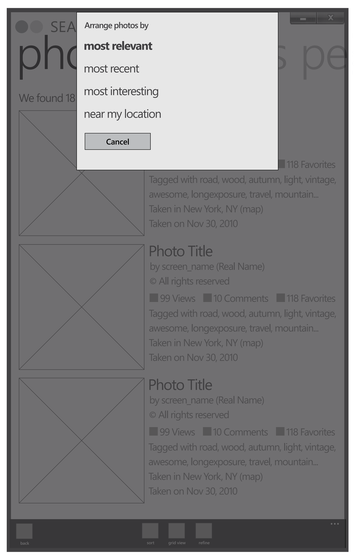

Default sort option is "most relevant".

Screen automatically closes when sort option is selected and displays sorted results.

Group Sort Screen: Picker Box Control
UED# S24.1

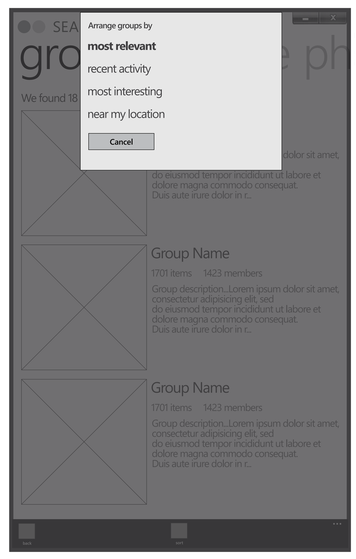

Default sort option is "most relevant".

Screen automatically closes when sort option is selected and displays sorted results.

People Sort Screen: Picker Box Control
UED# S25.1

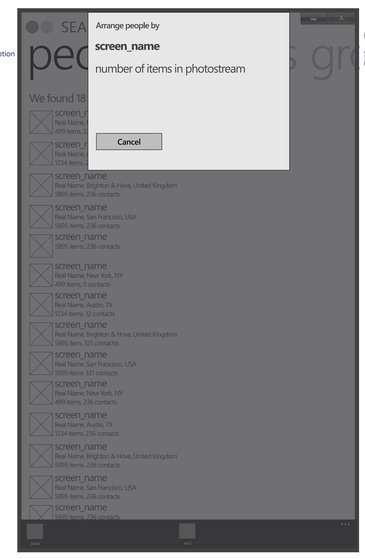

Default sort option is "screen_name"...

Screen automatically closes when sort option is selected and displays sorted results.

Photos Filter Screen: Picker Box Control
UED# W24.2

FJORD™ ©2010 Confidential

Flickr Slate

Upload Single Items, v1

Default Upload Screen: Windows 7 Pictures Folder
UED# S26



Upload screen pulls in folders and files from Windows 7 Pictures folder.

Tap a folder of items to browse files. Tapping a file displays Edit form.

SD Cards & cameras connected to device are recognized as folders in the default upload pane.

Tap "camera" button to open camera on device. After taking photo/video, the Windows 7 Pictures folder displays to show saved item.

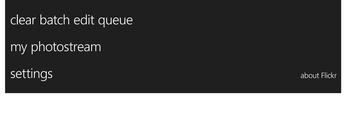

Upload: Browsing Folder of Files
UED# S26.1

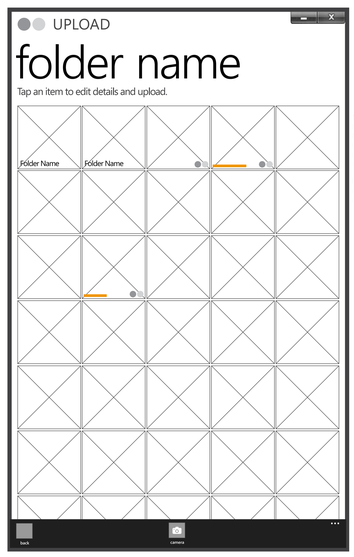

Tapping thumbnail displays Edit Details form; after user taps "Upload" button from form, display Flickr dots and progess bar to indicate upload status. Flickr dots remain after upload is complete to indicate which items have been uploaded.

Editing an item after it already has been uploaded sends the updated details to the user's Flickr account via the Flickr API.

Edit Details Pre Upload
UED# S45.2

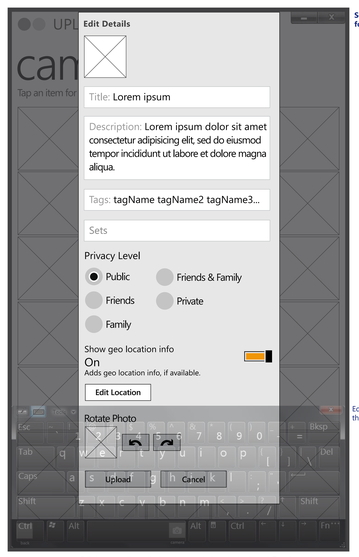

See Edit Form for Photo/Video Details for full annotations on form fields.

Edit form scrolls to display elements below the keyboard.

Edit form scrolls to display elements below the keyboard. Tapping Upload button uploads item and details to Flickr via the Flickr API.

Edit Details Post Upload
UED# S45.3

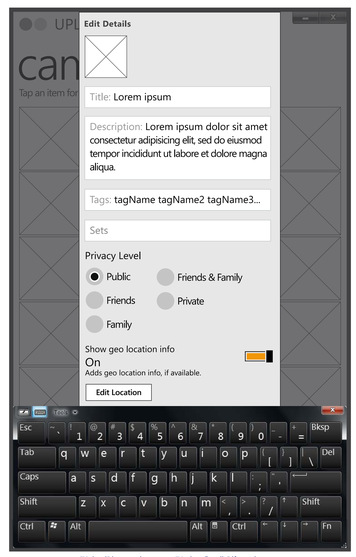

"Upload" button changes to "Update Details" if user has already uploaded the item to Flickr. Updated details are sent to Flickr via the Flickr API without uploading the item again.

Edit Details: Add/Edit Tags
UED# S45.1

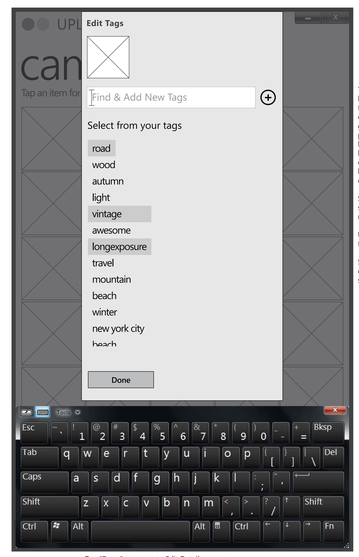

Tap search field to open keyboard. As user begins to type, type-assist suggestions from cached list of user's tags appear. User can select a tag from the type-assist suggestions to add it to the input field. Tapping the add key (bottom-right key on keyboard) as well as tapping the add button to the right of the search field adds contents of field as new tags to the user's list of active tags for the photo/video in context.

Space separation separates multiple tags in search field. Multiple word tags are surrounded with double quotes.

User's tag list is lazy loaded, ordered by frequency.

Selected/active tags for the photo/video in context are highlighted. Tap tag name to select/deselect tag for photo/video.

Tap "Done" to return to Edit Details screen.

Batch Editing & Uploading, v2

Upload: Browsing Folder of Files with Batch Edit Queue Collapsed
UED# S26.2

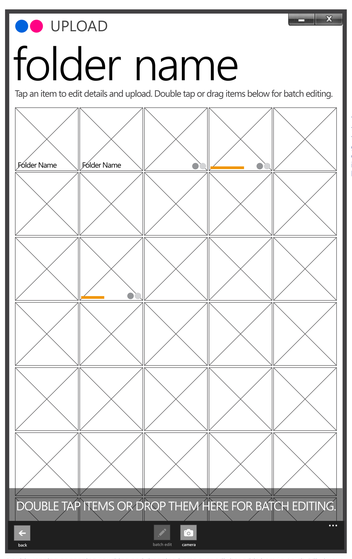

Tapping thumbnail displays Edit Details form; after user taps "Upload" button from form, display Flickr dots and progess bar to indicate upload status. Flickr dots remain after upload is complete to indicate which items have been uploaded.

Double tapping or panning/touching and dragging items over edit bar adds item to Batch Edit Queue. For panning/touching and dragging user places finger down on item and moves item over queue; the item follows the finger and drops in the queue, when the finger is lifted.

Tapping "clear batch edit queue" from app menu removes all items. App bar option to "batch edit" is disabled, until at least two items are inside the queue.

Upload: Browsing Folder of Files with Batch Edit Queue Expanded
UED# S26.3

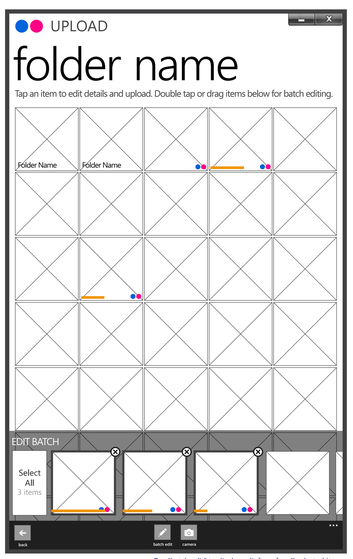

Tapping thumbnail in Edit Queue toggles between selecting/deselecting an item for batch editing. Double tapping an item displays Edit form for editing a single item. Tapping "Select All" button toggles between selecting all/deselecting all items. Tap 'X' icons in the top-right corner of items to remove them from the Batch Edit Queue.

Tap "batch edit" to display edit form for all selected items.

Edit Details: Batch Editing
UED# S45.4

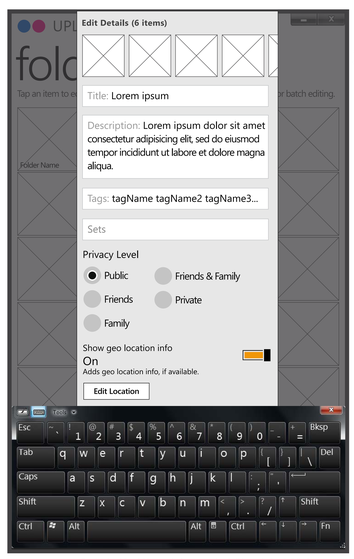

Flick left and right to scroll through carousel of selected photos for batch editing.

Tap "Upload Batch" button in form to upload all items in Batch Edit Queue.

Flickr Slate

Welcome, About, Settings, Secondary Flows, etc.

Welcome/Splash Screen: Signed In
UEDI #144

Display screen_name and avatar thumbnail for signed in user.

Library of greetings is pulled from Flickr API

Welcome/Splash Screen: Signed Out
UEDI #144.1

Display screen_name and avatar thumbnail for signed in user.

About & Legal Info: Signed In
UEDI #134

Links open inside in-app browser to the following URLs:

http://www.flickr.com/guidelines.gne

http://www.flickr.com/terms.gne

http://www.flickr.com/privacy_policy.gne

Settings: Signed In
UEDI #46

Default setting for Location Services is OFF. Toggle switch for Location Services syncs with Current Location Dialog, after starting the app.

Default setting for Auto syncing is off.

Settings: Signed Out
UEDI #46.1

Tap Sign In button to display in-app browser for Flickr Auth flow.

Toggle switch for Azure syncing is disabled, if user is signed out.

Current Location Dialog
UEDI #47

Dialog appears after app loads and if user has an active network connection.

No Network Connection Dialog
UEDI #48

Dialog appears when user is not connected to the Internet.

Tapping Settings opens the Windows Phone settings app.

Application Error Condition Dialog
UEDI #49



Share Photos/Video from app bar
UEDI #35

Sharing is available, if the photo/video is not marked Private and if user is signed in via Flickr in app settings. If user is not signed in, 'share' option should trigger Flickr Auth flow.

Email sharing option can be, depending on the photo owner's setting, available to all users, or to contacts only. Email will use the built-in Mail client on Win-phone 7. Slate to send out a link to the Flickr page for the photo, and not the actual bit of device connected email accounts. Slate will not send out the actual image/video file within the email.

Image displays with prepopulated Subject and Message fields and link to the photo/video in the body.

Using the Flickr API the Windows Slate will recognize if the user already connected Twitter to their Flickr account, and will tap the within the app, if the photo is shared via Twitter. If user has not setup privacy settings, and the account is connected with Twitter, the share 'via twitter' option is disabled.

NOTE: In future versions of the app sharing by Email shall also be available for the Flickr Pro users, where the original, full-fi bit-rate shall will be used as well. But a guest pass URL will be issued from the Flickr backend first.

Sharing via Twitter: Select Twitter Account
UEDI# 535.1

Note: API returns all configured Twitter accounts for the user to the WP7 app. Selecting from the user's Twitter accounts is processed through the Flickr API.

If user only has one configured twitter account, skip this screen and display Tweet Dialog. #535.2

Share via Twitter: Tweet Dialog
UEDI# 535.2

Dialog includes text input box, 'tiny-fied' URL to the photo, and the first 120 characters of the user's written tweet. Dialog also includes thumbnail of photo/video title, if available. A Flickr URL to the photo/video is automatically via the Flickr API and included with the tweet.

Edit Details Form
UEDI# 545

Tap to display screen to edit tags.

Tap to display list of existing sets as well as option to add a set and create the set title.

Two radio buttons to select Privacy-level for item. Default is Public.

If geo location option is on, display Edit Location button. If off, button is grayed out. Tapping Edit Location displays Bing Maps. Tapping the Map Pin app mapping photo #601 / #601.2

Tap rotate buttons to rotate item left or right 90 degrees. **Feature is Priority 1 for version 1**

Edit form scrolls to display elements below keyboard, when on-screen keyboard is open.

Edit Details Form: Add/Edit Tags
UEDI# WI451

Tap search field to open keyboard. As user types, the list of tags below shall update from cached list of user's tags appear. User can select a tag from the type-ahead tag list, or finish typing the tag and tap 'Add' along the add key (bottom right key on keyboard). Tapping the 'x' on the right button to the right of the search field, partly obscured by the keyboard, clears the text of active tags for the photo/video in focus.

Tapping on selected/ selectable multiple tags in search field. Multiple word tags are surrounded with double quotes.

Each tag list is lazy loaded, ordered by frequency of use.

Selected/active tags for the photo/video in context are highlighted. Tap tag name to select/deselect tag for photo/video.

Tap "Done" to return to Edit Details screen.

Report Abuse Options for Photos/Videos
UEDI# 537

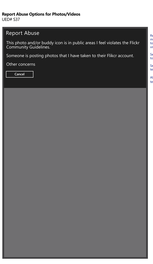

Report Abuse option is available in the app menu for photos/videos that do not belong to user. Do not show option in app menu, if user is viewing their own items.

Selecting the first two options displays dialog with Report Abuse.

Select "Other concerns" to display dialog with text input box for user to write their concern.

All options send URL of photo/video in question to Flickr Customer Care Abuse team.

Report Abuse: Confirm Abuse Dialog (Options 1 & 2)
UEDI# 537.1

Note: API returns all configured Twitter accounts for the user to the WP7 app. Selecting from the user's Twitter accounts is processed through the Flickr API.

If user only has one configured twitter account, skip this screen and display Tweet Dialog. #535.2

Report Abuse: Other Concerns Dialog (Option 3)
UEDI# 537.2

Per IM text input box with default text and photo/video title, if available. A Flickr URL to the photo/video is automatically via the Flickr API and included with the email to the Flickr Customer Care Abuse team.

Report Abuse Thank You Dialog
UEDI# 537.3

Delete Dialog
UEDI# 559

Delete option is only available, if user is signed in and viewing their own photo/video.

Comment Dialog
UEDI# 536

Tapping post button returns user to the bottom of the comments pane and displays new comment at the bottom of the comments list.

Download Dialog with Size Options
UEDI# 550

Download Dialog without Size Options
UEDI# 550.1

Download: Progress Bar
UEDI# 550.2

After tapping upload button dialog closes and download progress bar appears at the top of the screen. Progress bar is shown there throughout the app.

Contacts
UEDI# 540



"Invite contacts" action opens Invite Dialog. Search action displays Search Contacts screen with type-ahead filtering.

Search Contacts: Type-Ahead Filter
UEDI# 540.1

Contacts are lazy loaded and ordered alphabetically A-Z. Display real name and screen_name.

Tap list item to show Group Detail Pivot here.

If user has no contacts, display the following text: "Flickr is more fun with other people. Invite them by email now."

As user begins to type, type ahead suggestions are displayed based on the first letter of user's contacts. Tapping a letter, name or from type ahead list adds item into search field.

Selecting submit button returns search results from the People pane of the Search Results Pivot.

Invite Dialog
UEDI# 540.2

Optional checkboxes for marking person as friend and/or family.

Invite Dialog Thank You
UEDI# 540.3

Email is sent via Flickr mail using 'from.flickr@' address user type-filed with from Flickr account.

Groups
UEDI# 540



Groups are lazy loaded and ordered alphabetically A-Z.

Tapping search displays search screen with type ahead filter and returns results from the Groups pane of the Search Results Pivot.

Add as Contact Dialog
UEDI# 551.1

Photos of screen_name: Grid View
UEDI# 539



Photos of screen_name are lazy loaded and ordered by date uploaded, newest first. Do not display all photos.

Tap thumbnail to show Photo Detail Pivot.

Photos of screen_name: List View
UEDI# 539.1



Tap anywhere inside list item row to show Photo/Video Detail Pivot.

Group Detail Pivot: Small Grid View
UEDI# 541.1



Grid view is default view for Groups items from group pool are lazy loaded and ordered by most recent date uploaded.

Tap thumbnail to show Photo Detail Pivot.

Tap "Join group" to send an invitations to become a group member via the Flickr API.

If user is already a group member, "Join group" is replaced with "Leave group".

Tap add photo to display Upload screen.

App menus are the same as Member Profile Pivot app menu.